

An aerial photograph of the Kaaba in Mecca, Saudi Arabia, during the Hajj season. The Kaaba is a large, black, cuboid structure with gold bands and Arabic calligraphy, standing in the center of a vast, open courtyard. It is surrounded by a massive, dense crowd of pilgrims, many wearing white ihram clothing. In the background, there are several levels of arched walkways (balconies) and a city skyline with various buildings and minarets under a clear sky.

Navigating Hajj

Hajj Experience

Preparing for Hajj

By
Brother Mario Moreira

Prerequisite for the Hajj

- Must be old enough, and mature enough to understand the full import, and significance of what he is setting out to do.
- Ask for forgiveness from Allah
- Make peace with those you have wronged or have wronged you.
- Must be financially sound enough to be able to bear all expenses
 - Payback all debts, including *zakat*
- Write Will & indicate what one's assets & dues are.

Pre-Hajj Prep

- Obtain all the required visas/passport.
- Up-to-date on the required immunizations.
- Recommend to keep valuable jewelry at home.
- Notify Group Leader/Physician of any medical problems.
- Have cash handy (some places take credit cards)

Preparing for Hajj - Basics

- Pack necessary clothing
 - Comfortable and not first worn
- Sandals and shoes
 - Sandals can have stitching
 - Bring at least 2 pairs of sandals (wore-in)
 - No wearing of closed shoe
- Showering supplies
 - Fragrance-free shampoo, soap, detergent, etc.

Ihram

- For men it is a special two piece, plain & seamless attire; one of which is wrapped around the waist & held up by a belt, & the other piece is wrapped around the shoulders.
- Women are not obligated to the rule, observing modesty. Suggest a black abaya which is commonly available in Saudi Arabia.

Preparing for Hajj - Accessories

- Bring/acquire cell phone
- Bring walkie-talkie
- Bring first aid kit
 - Include anti-biotics (of possible)
- Bring camera
- Consider a fanny-pack
 - Also Ihram belt

Preparing for Hajj - Considerations

- If you are with a group of people, you must consider plans and backup plans to find each other if separated
- Bag to keep shoes once inside the mosque in Mecca or you can lose them.
- Blankets or sleeping bag for Muzdalifah
- Baggies for stones from Muzdalifah
- Something to record your journey

You will be overwhelmed

- The wonder
 - The first site of the Kaaba
- The crowds and pushing
- Not everyone is a saint (caution)
- The intent
- The patience
- Listen to your group leader

Type of Hajj

- **Hajj Ifraad (Isolated Hajj)**

This refers to Hajj performed by itself without 'Umrah and the pilgrim performing this type of Hajj is called a Mufrid. Such a pilgrim is required to enter the state of Ihraam with the intention of doing Hajj only.

- **Hajj Qiraan (Accompanied Hajj)**


This is Hajj combined with 'Umrah without coming out of Ihraam, and the pilgrim performing this type of Hajj is known as a Qaarin. The Qaarin should enter the state of Ihraam with the intention of performing 'Umrah and Hajj together

- **Hajj Tamattu' (Enjoyable Hajj)**

'Umrah is also combined with Hajj under this type; however, a new Ihraam is made for the Hajj. The pilgrim performing this type of Hajj is known as a Mutamatti'. The name Tamattu was chosen because the Mutamatti' is allowed to come out of Ihraam after the completion of his 'Umrah.

Medina

- Visit Medina if you can (either before or after)
- Enjoy the Prophet's Mosque



Reciting the Talbiyah

Pronounce the intention to perform Umrah while approaching the Miqat.

*‘Labbayka Allahuma labayk,
labbayka la sharika laka labbayk,
innal hamda,
wani’mata,
laka wal mulk,
la sharika laka labbayk.’*

“Here I am Lord at Your service.
All the praise is Yours, so is the bounty,
and to You belongs the dominion;
there is no partner to You.
Here I am Lord, at Your service.”

Tawaf - Umrah ut-Tamattu

- Recall *tawaf niyah* (intention).
- Pilgrims perform 7 *tawafs* around the Ka`bah counterclockwise.
- Start & end at *Hajar al-Aswad* (Black Stone).
- Keep Ka`bah on left side.
- Recommended to recite Quran or *du'a* (supplication).
- This area will be very packed
 - Recommend 3rd floor
 - If you do the 1st floor, hold each other's shoulders
 - If you are in a group you may get separated. Hold each other's shoulder and stay close. Have a meeting place designated.
- Zam-zam water is readily available – enjoy it!
- Conclude with Tawaf Prayer - Pilgrims recall *niyah* & perform

Rakun Yamani

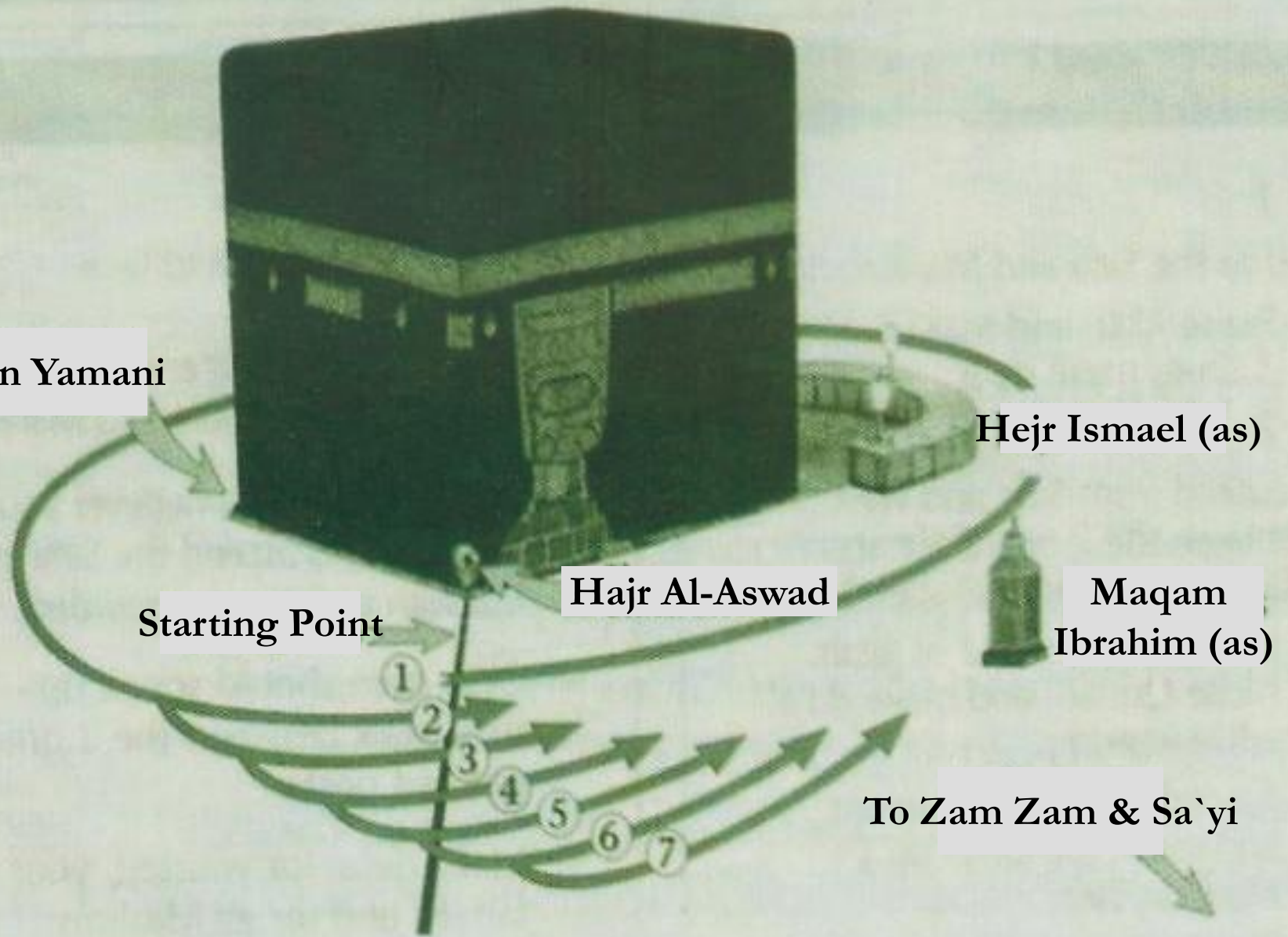
Hejr Ismael (as)


Hajr Al-Aswad


**Maqam
Ibrahim (as)**

Starting Point

To Zam Zam & Sa`yi







Sa'yee

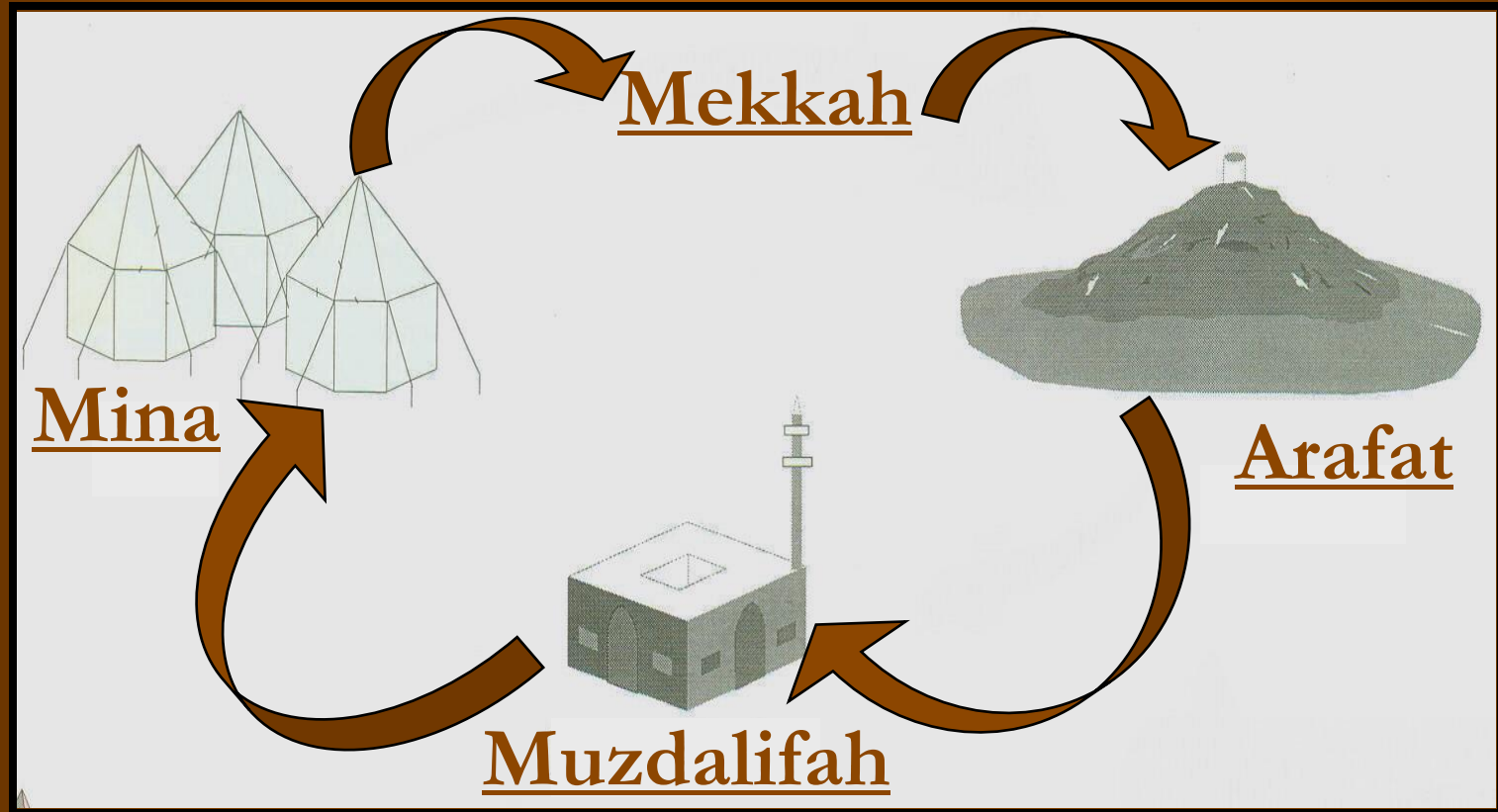
- Pilgrims recall *niyah* for *sa'yee*.
- 7 walk between the two mounts of Safa & Marwa starting at Safa & ending at Marwa.
- Recommended to recite Quran or *du'a*.
- This area will be very crowded
 - Stay close together
 - Consider third floor

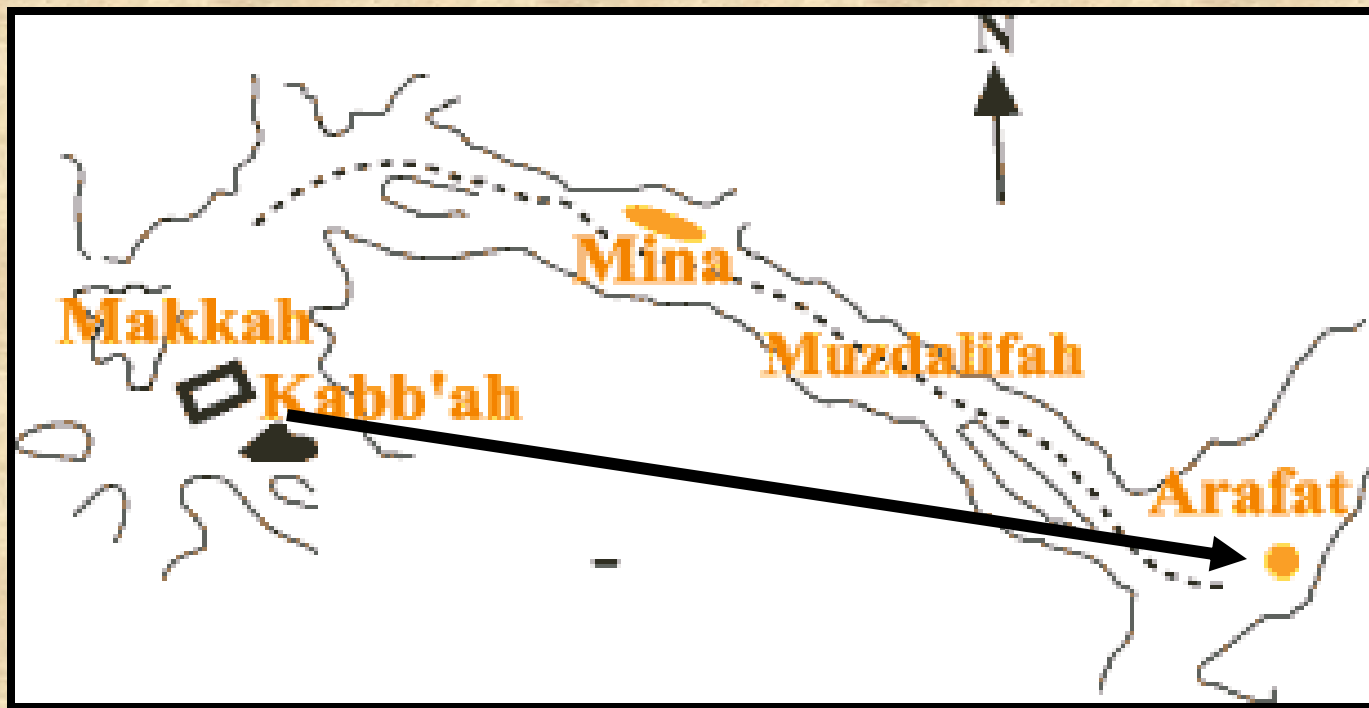


Taqseer

- Recalling *niyah* for *taqseer* (clipping of the hair).
- Pilgrims clip hair & nails.
- (if Tamattu) Pilgrims can now remove ihram & resume some activities which were denied during the state of ihram.

In Mekkah pilgrims prepare for *ihram* of hajj on the 8th day of Thil Hijjah.

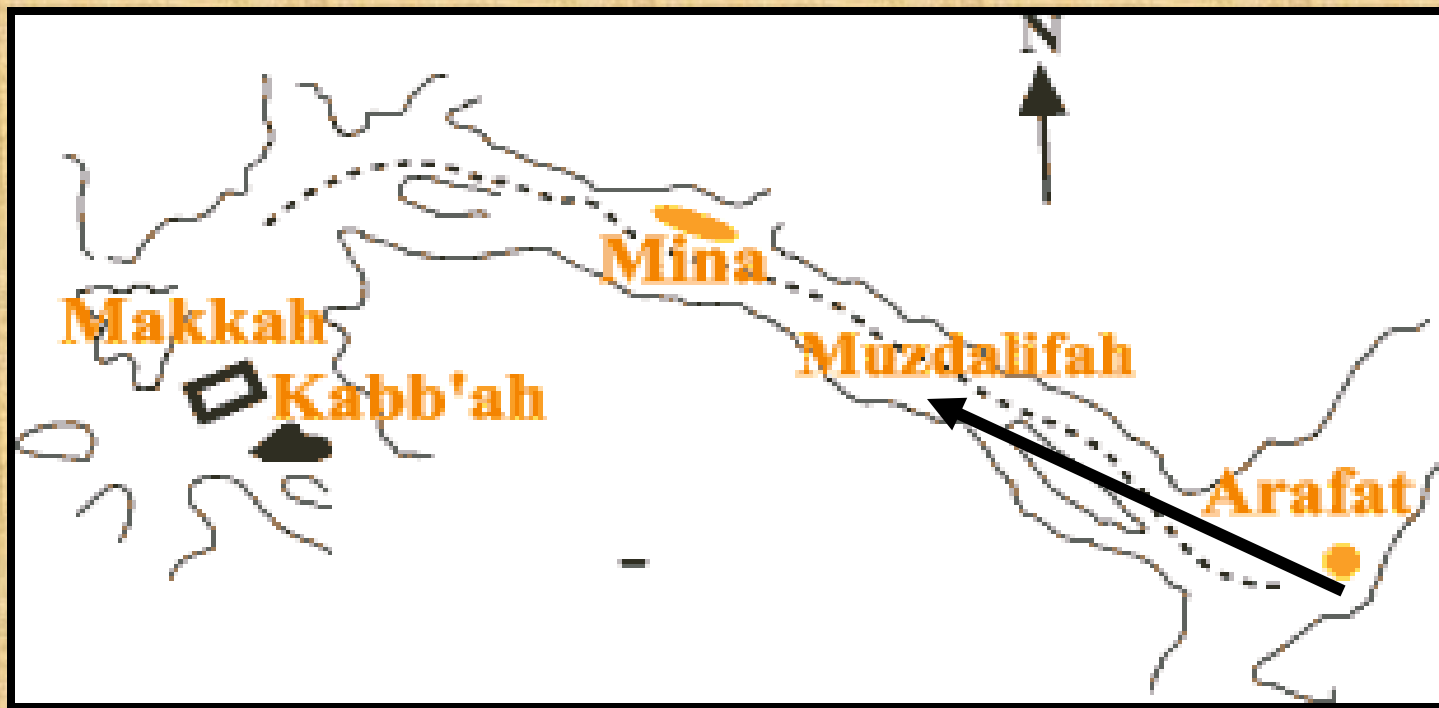




Wuquf at Arafat

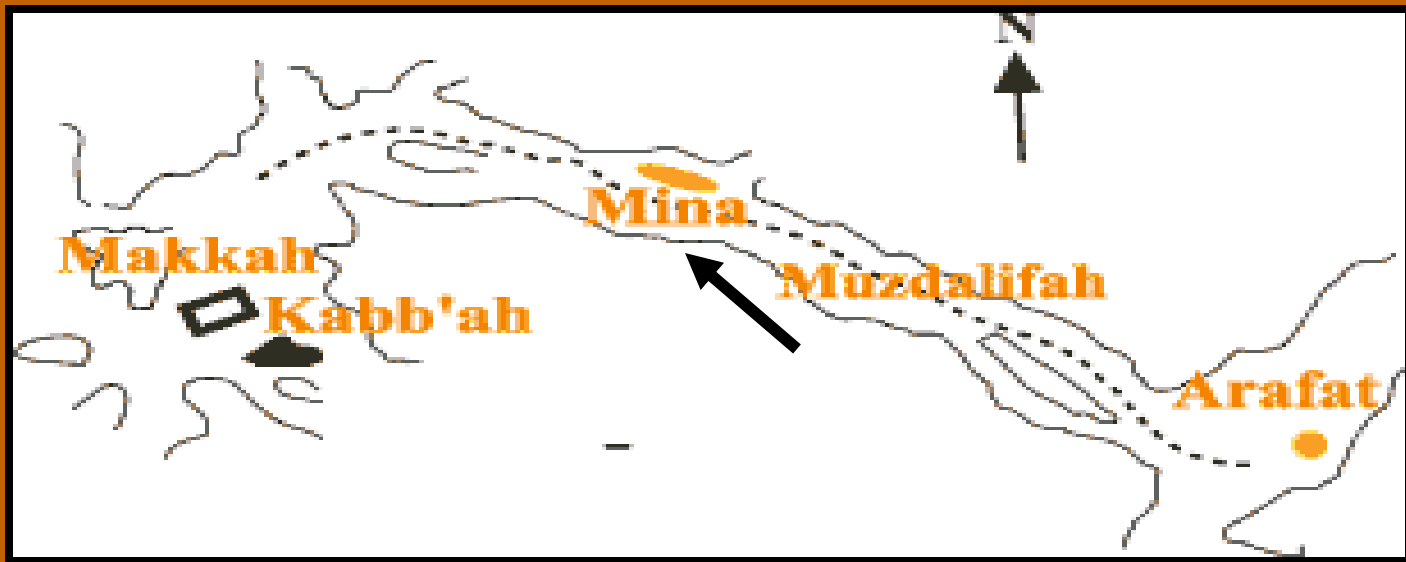
- Recall *niyah* for *wuquf* Arafat.
- Pilgrims either travel to Mina or Arafat directly and spend a night
 - However, Pilgrims must be in Arafat before the midday on the 9th of Thil Hijjah.
 - Pilgrims stay in Arafat until sunset.
 - Spend the evening before and day praying
 - At sunset pilgrims leave Arafat & proceed to Muzdalifah.





Wuquf at Muzdalifah

- Recall *niyah*.
- Collect pebbles (approx. 70, need 63).
- Stay part of the night on eve of 10th Thil Hijjah until sunrise.



4th, 5th, & 6th Rites of Hajj ut-Tamattu

In Mina


- Recall *niyah* for stay in Mina.
- On 10th of Thil Hijjah (*Eid al-Adha*) pilgrims stone the *Jamarah* pillars (three Satan pillars) 7 times.
 - Go back to Mecca and perform *tawaf*
- First-time male pilgrims must shave head, recalling *niyah*; otherwise, *taqseer* is required for returning pilgrims
 - Sacrifice animal.
- Go back to the Jumarah twice more and repeat

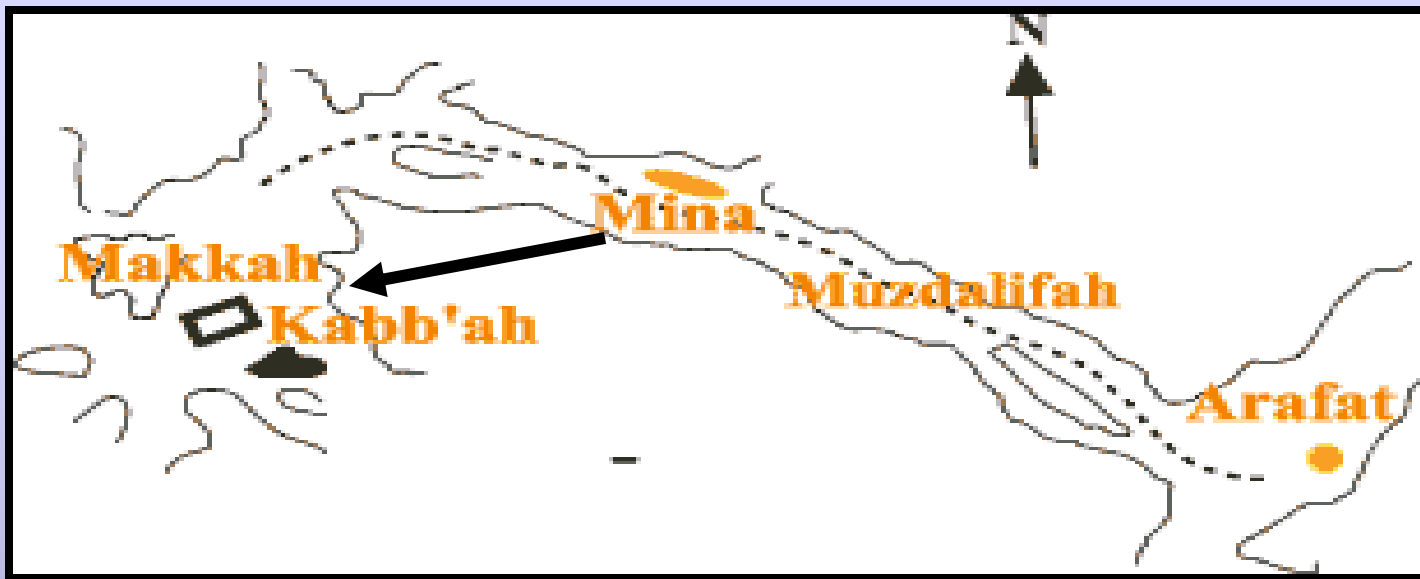
From IECOC

Pilgrims are now free from some of the restrictions of ibram, except adhering to the use of perfume, hunting, & marital

At Mina

- The Jummart is very packed
- Tip for throwing stones – approach from the back, much less crowded
- If you get close, watch out for flying stones
- Don't assume people who are camped on the road are poor





Returning to Mekkah

- Recall *niyah*.
- Pilgrims perform farewell *Tawaf*
- *Tawaf* prayer at *Maqam Ibrahim*, with *niyah*.



Wrap-up

- Study up and be prepared
- Ensure you understand duties
- Be clear on your intent
- Any Questions?
- Good Resources
 - Islamic Educational Center of Orange County - <http://www.iecoc.org/index.htm>
 - IslamiCity: <http://www.islamicity.com/>
 - Submission: <http://www.submission.org/hajj/steps.html>