

An aerial photograph of the Kaaba in Mecca, Saudi Arabia, during the Hajj season. The Kaaba is a large, black, cuboid structure with gold bands, standing in the center of a vast courtyard. The courtyard is filled with a massive, dense crowd of pilgrims, many wearing white ihram clothing. In the background, there are several levels of arched walkways and a cityscape with various buildings and a crane under construction.

Navigating Hajj

Hajj Experience

Preparing for Hajj

By
Brother Mario Moreira

Prerequisite for the Hajj

- Must be old enough, and mature enough to understand the full import and significance of what you are setting out to do.
- Ask for forgiveness from Allah
- Make peace with those you have wronged or have wronged you.
- Must be financially sound enough to be able to bear all expenses
 - Pay back debts, including pay current *zakat*
 - Provide adequately for dependents during absence
- Consider writing a Will & indicate what one's assets & dues are.

Pre-Hajj Prep

- Obtain passport and all the required visas.
- Up-to-date on the required immunizations.
- Recommend to keep valuable jewelry at home.
- Notify Group Leader/Physician of any medical problems.
- Have cash handy (some places take credit cards, some do not)

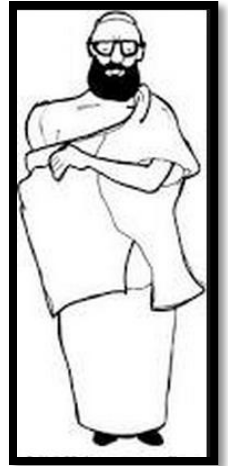
Preparing for Hajj - Basics

- Pack necessary clothing
 - Check temperatures
 - Comfortable and not first-worn
- Sandals
 - Can have stitching
 - Should not be closed-toed
 - Bring at least 2 pairs of sandals
 - Ensure they are comfortable and wore-in.
 - Most injuries are self-inflicted sandal issues
- Showering supplies
 - Fragrance-free shampoo, soap, detergent, etc.



Ihram

- For men it is a special two piece, plain & seamless attire; one of which is wrapped around the waist & held up by a belt, & the other piece is wrapped around the shoulders.
- Women are not obligated to follow this rule, but observe modesty. Suggest a black abaya which is commonly available in Saudi Arabia.



Preparing for Hajj - Accessories

- Cell phone that works in the area
- Walkie-talkie – cell service is often busy
- Bring first aid kit
 - Gastrointestinal and respiratory infections
 - Include anti-biotics (if possible)
- Bring camera – its impossible to describe
- Consider a fanny-pack
 - Also Ihram belt (has inner pocket)



Preparing for Hajj - Considerations

- If you are not used to walking a lot, consider exercising for 3-4 weeks before hand.
- If you are with a group of people, you must consider plans and backup plans to find each other if separated
- Bag to keep shoes once inside the mosque in Mecca or you can lose them.
- Blankets or sleeping bag for Muzdalifah
- Baggies for stones from Muzdalifah
- Pocket Quran
- Something to record your journey



Latest News (on 9/15/13)

- Construction work to expand the Grand Mosque in Makkah will be occurring
 - Decision to reduce numbers from abroad by a fifth and from inside Saudi Arabia by half.



Latest News (on 9/15/13)

- MERS (Middle East Respiratory Syndrome coronavirus)
 - Maintain good hand hygiene
 - Avoid unwashed vegetables and fruits
 - Avoid uncooked or undercooked meats
 - Make sure the water you drink is sterilized
 - Avoid contact with people with symptoms
 - Medical mask & thin gloves

Type of Hajj

- **Hajj Ifraad (Isolated Hajj)**
Performed without 'Umrah. Pilgrim is called a Mufrid. Such a pilgrim is required to enter the state of Ihraam with the intention of doing Hajj only. Sacrifice is not mandatory.
- **Hajj Qiraan (Accompanied Hajj)**
Performed with 'Umrah without coming out of Ihraam. Pilgrim is called a Qaarin. The Qaarin should enter the state of Ihraam with the intention of performing 'Umrah and Hajj together. Sacrifice is mandatory.
- **Hajj Tamattu' (Enjoyable Hajj)**
'Umrah is also combined with Hajj; however, a new Ihraam is made for the Hajj. The pilgrim is called a Mutamatti'. The Mutamatti' is allowed to come out of Ihraam after the completion of his 'Umrah. Sacrifice is mandatory.

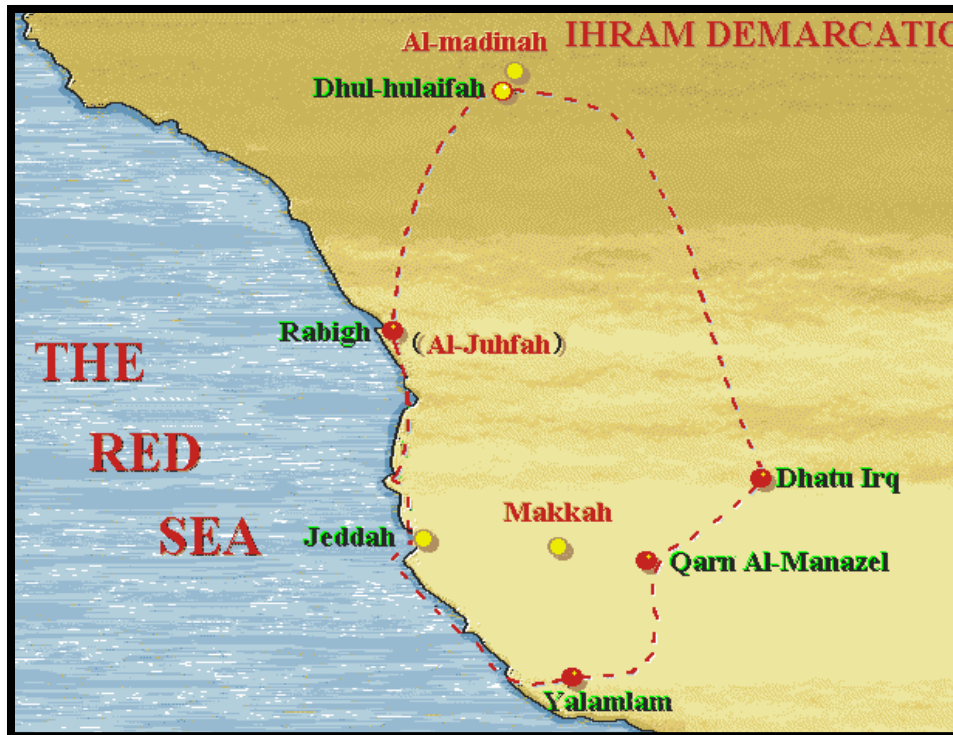
Medina

- Visit Medina if you can (either before or after)
- Enjoy the Prophet's Mosque



Intention to perform Hajj when crossing the Miqat line.

- Miqat boundary is the Ihram demarcation
- Pronounce the intention to perform Hajj or Umrah (or both) while approaching the Miqat.




Reciting the Talbiyah

Pronounce the intention for Ihram or Hajj

*“Labbayka Allah huma labayk,
labbayka la sharika laka labbayk,
innal hamda,
wani'mata,
laka wal mulk,
la sharika lak.”*


“Here I am Lord at Your service.
All the praise is Yours, so is the bounty,
and to You belongs the dominion;
there is no partner to You.
Here I am Lord, at Your service.”

Logistics of Mecca




Logistics of Mecca






Current view
With temporary
Structure as
of 9/15/13

Original view





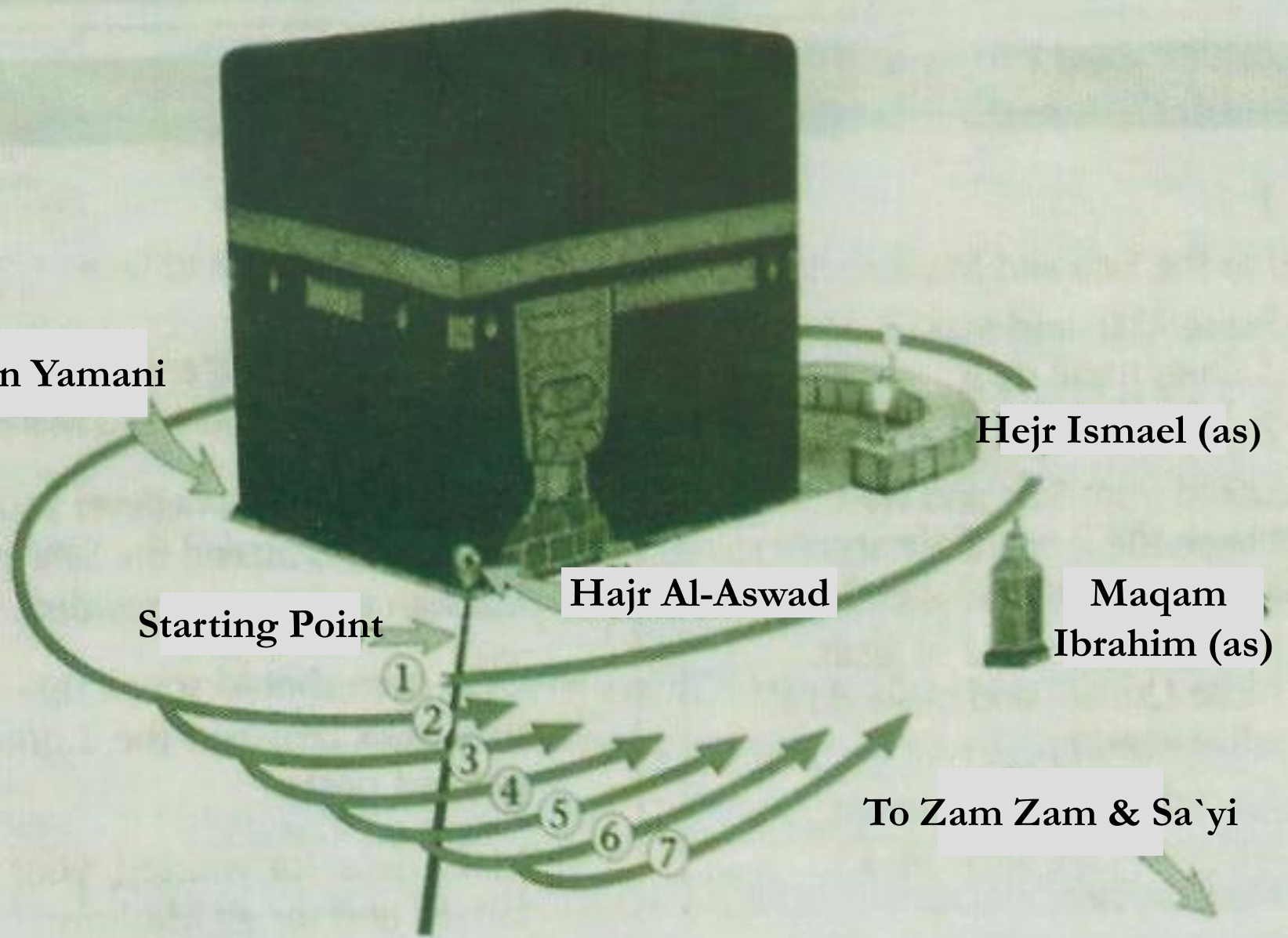
You will be overwhelmed

- The wonder
 - The first site of the Kaaba
- The crowds and pushing
- Not everyone is a saint (caution)
- The intent
- The patience
- Listen to your group leader
- Remember, this is not a vacation

Tawaf - Umrah ut-Tamattu

- Recall *tawaf niyah* (intention).
- Pilgrims perform 7 *tawafs* around the Ka`bah counterclockwise.
- Start & end at *Hajr al-Aswad* (Black Stone).
- Keep Ka`bah on left side.
- Recommended to recite Quran or *du`a* (supplication).
- 1st floor courtyard area will be very packed
 - Recommend 3rd floor
 - If you do the 1st floor, hold each other's shoulders
 - If you are in a group you may get separated. Hold each other's shoulder and stay close. Have a meeting place designated.
- Zam-zam water is readily available – enjoy it!
- Conclude with Tawaf Prayer - Pilgrims recall *niyah* & perform

Rakun Yamani



Hejr Ismael (as)

Hajr Al-Aswad

Maqam Ibrahim (as)

Starting Point

To Zam Zam & Sa`yi

Sa'yee

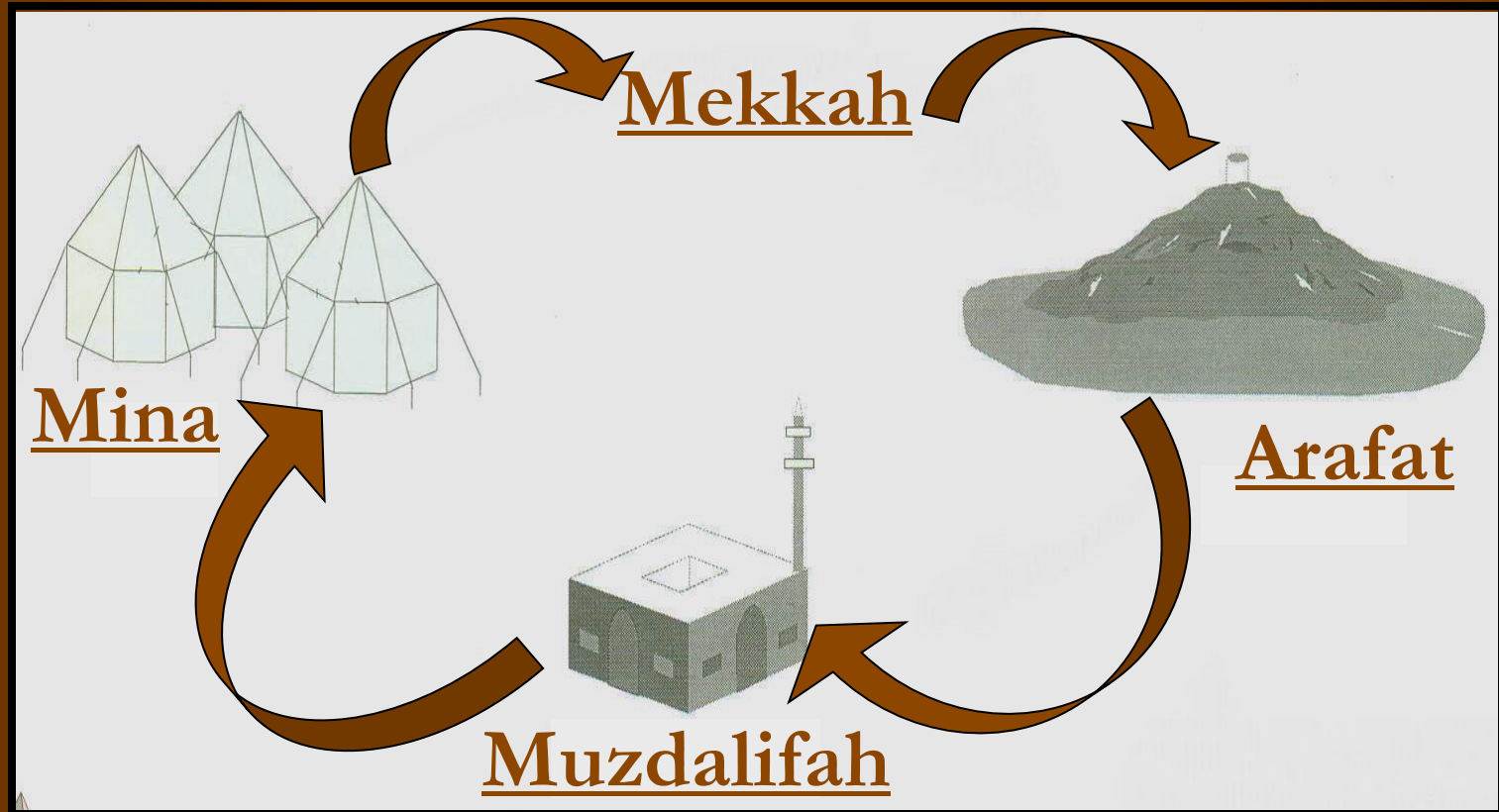
- Pilgrims recall *niyah* for *sa 'yee*.
- 7 walk between the two mounts of Safa & Marwa starting at Safa & ending at Marwa.
- Recommended to recite Quran or *du 'a*.
- This area will be very crowded
 - Stay close together
 - Consider 3rd floor

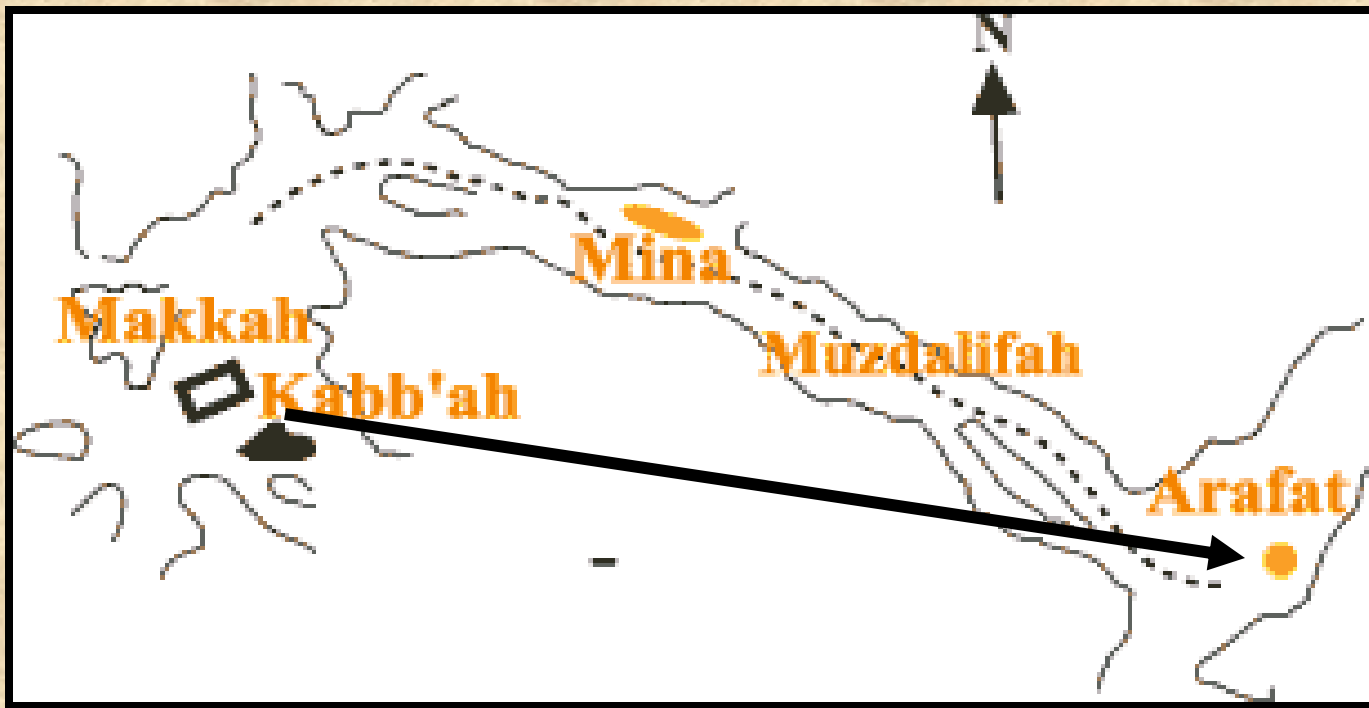


Taqseer

- Recalling *niyah* for *taqseer* (clipping of the hair).
- Pilgrims clip hair & nails.
- (if Tamattu) Pilgrims can now remove ihram & resume some activities which were denied during the state of ihram.

In Mekkah pilgrims prepare for *ihram* of hajj on the 8th day of Thil Hijjah.




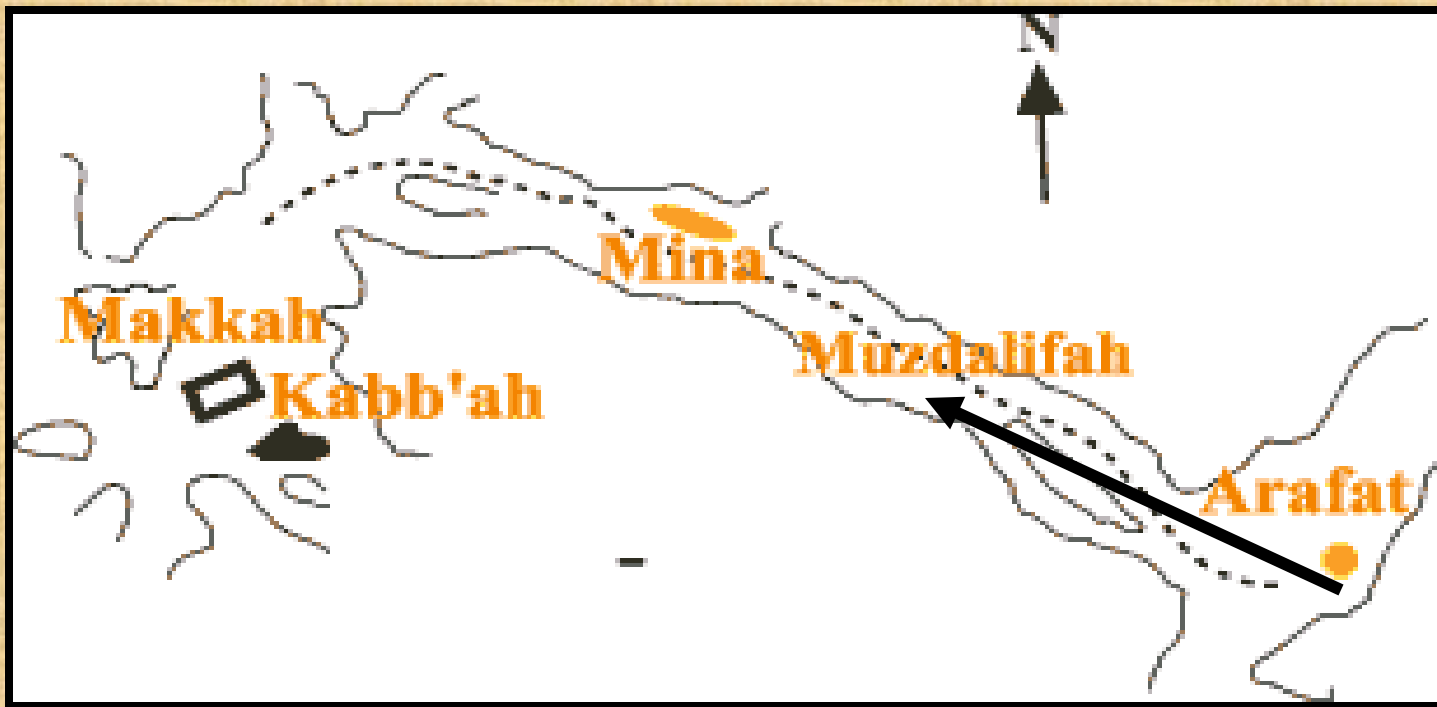


Wuquf at Arafat

- Recall *niyah* for *wuquf* Arafat.
- Pilgrims either travel to Mina or Arafat directly and spend a night
 - However, Pilgrims must be in Arafat before the midday on the 9th of Thil Hijjah.
 - Pilgrims stay in Arafat until sunset.
 - Spend the night before and day praying
 - At sunset pilgrims leave Arafat & proceed to Muzdalifah.

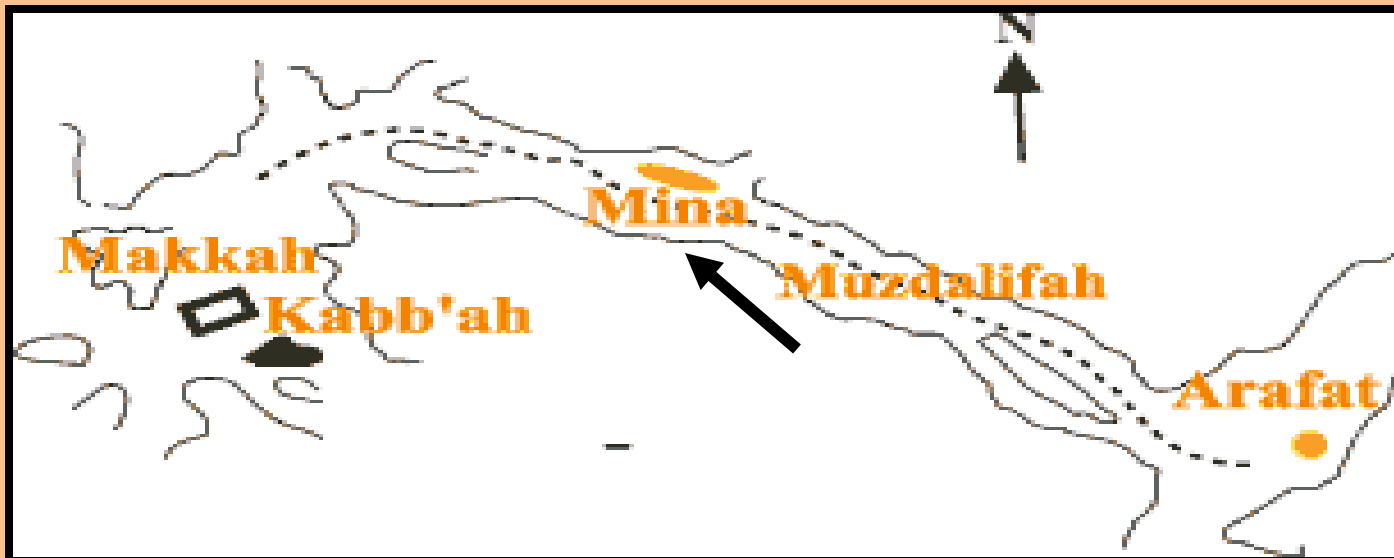
While it is appealing,
there is no requirement
for climbing Mt Arafat





Wuquf at Muzdalifah

- Recall *niyah*.
- Collect pebbles (approx. 70, need 63).
- Stay the night on eve of 10th Thil Hijjah until sunrise.
- This is where you need blankets or sleeping bag



4th, 5th, & 6th Rites of Hajj ut-Tamattu


In Mina

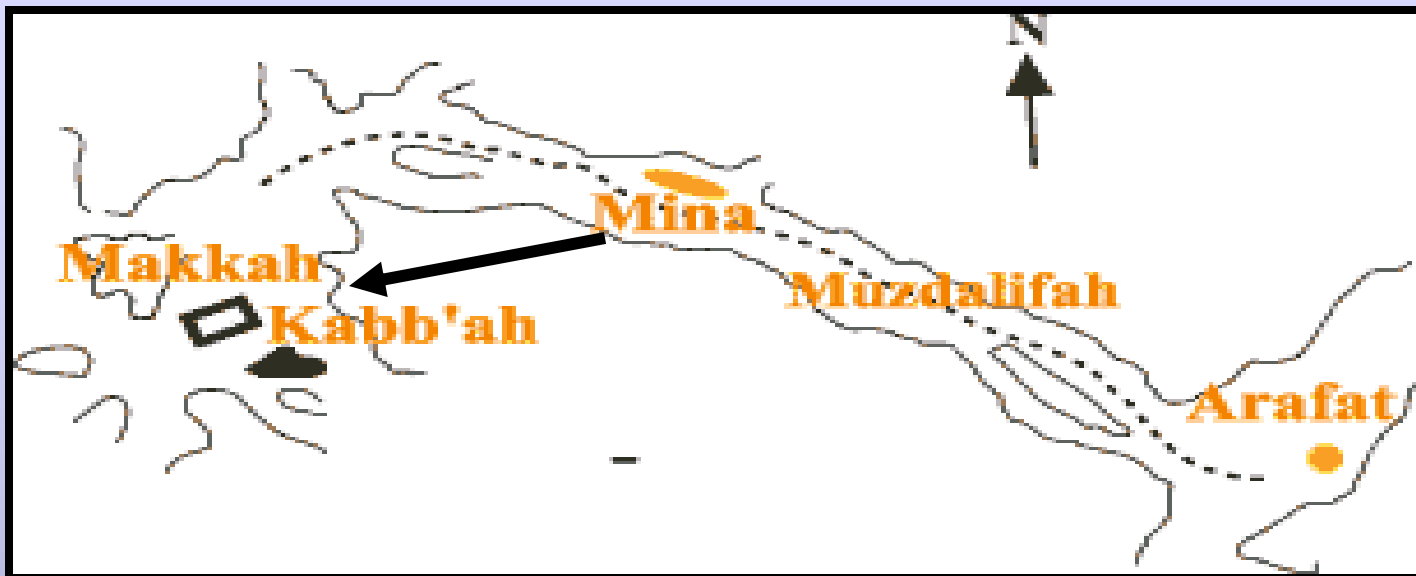
- Recall *niyah* for stay in Mina.
- On 10th of Thil Hijjah (*Eid al-Adha*) pilgrims stone the *Jamaraht* pillars (three Satan pillars) 7 times.
 - May go back to Mecca and perform optional *tawaf*
- Come back to Mina to the *Jumaraht* twice more and repeat

Pilgrims are now free from some of the restrictions of ihram, except adhering to the use of perfume, hunting, & marital relation.

At Mina

- The Jummart is very packed
- Tip for throwing stones – approach from the back of the pillar, much less crowded
- If you get in too close, watch out for flying stones
- Don't assume people who are camped on the road are poor





Returning to Makkah

- Male pilgrims must shave or trim head
 - Sacrifice animal.
 - Recall *niyah*.
- Pilgrims perform farewell *Tawaf*
- *Tawaf* prayer at *Maqam Ibrahim*, with *niyah*.



Wrap-up

- Study up and be prepared
- Ensure clothes & sandals are comfortable and worn a few times
- Ensure you understand duties
- Be clear on your intent

- Any Questions?

- Good Resources
 - Islamic Educational Center of Orange County - <http://www.iecoc.org/index.htm>
 - IslamiCity: <http://www.islamicity.com/>
 - Submission: <http://www.submission.org/hajj/steps.html>
 - Mecca/Hajj Live Link: <http://makkahlive.net/makkahlive.aspx>